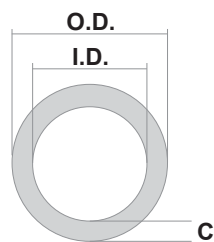


## SILICONE TUBINGS, smooth

autoclavable, Color: transparent

I.D. (mm)	x	C	O.D. (mm)	REF	Box
0.5	x	0.4	1.3	<b>68-005-04</b>	25 m
1.0	x	0.5	2.0	<b>68-010-05</b>	25 m
1.0	x	1.0	3.0	<b>68-010-10</b>	25 m
1,5	x	0.75	3.0	<b>68-015-075</b>	25 m
2.0	x	1.0	4.0	<b>68-020-10</b>	25 m
3.0	x	1.0	5.0	<b>68-030-10</b>	25 m
3.0	x	1.5	6.0	<b>68-030-15</b>	25 m
4.0	x	1.0	6.0	<b>68-040-10</b>	25 m
4.0	x	1.5	7.0	<b>68-040-15</b>	25 m
4.0	x	2.0	8.0	<b>68-040-20</b>	25 m
5.0	x	1.0	7.0	<b>68-050-10</b>	25 m
5.0	x	1.5	8.0	<b>68-050-15</b>	25 m
5.0	x	2.0	9.0	<b>68-050-20</b>	25 m
6.0	x	1.0	8.0	<b>68-060-10</b>	25 m
6.0	x	1.5	9.0	<b>68-060-15</b>	25 m
6.0	x	2.0	10.0	<b>68-060-20</b>	25 m
6.0	x	3.0	12.0	<b>68-060-30</b>	25 m
7.0	x	1.5	10.0	<b>68-070-15</b>	25 m
7,0	x	2.0	11.0	<b>68-070-20</b>	25 m
7.0	x	3.0	13.0	<b>68-070-30</b>	25 m
8.0	x	1.0	10.0	<b>68-080-10</b>	25 m
8.0	x	2.0	12.0	<b>68-080-20</b>	25 m
8.0	x	3.0	14.0	<b>68-080-30</b>	25 m
9,0	x	2.0	13.0	<b>68-090-20</b>	25 m
10.0	x	2.0	14.0	<b>68-100-20</b>	25 m
10.0	x	3.0	16.0	<b>68-100-30</b>	25 m
12.0	x	3.0	18.0	<b>68-120-30</b>	25 m
12.0	x	4.0	20.0	<b>68-120-40</b>	25 m
14.0	x	3.0	20.0	<b>68-140-30</b>	25 m
15.0	x	3.0	21.0	<b>68-150-30</b>	25 m
16.0	x	3.0	22.0	<b>68-160-30</b>	25 m
18.0	x	3.0	24.0	<b>68-180-30</b>	25 m
20.0	x	2.0	24.0	<b>68-200-20</b>	25 m
20.0	x	3.0	26.0	<b>68-200-30</b>	25 m
25.0	x	2.0	29.0	<b>68-250-20</b>	25 m
25.0	x	4.0	33.0	<b>68-250-40</b>	25 m



Further sizes are available on request.

## CONNECTION PIECES

for endobronchial double lumen tubes (Carlens Tubes)  
autoclavable

Version	REF	Box
with tube clamps	<b>60-80-200</b>	5
without tube clamps	<b>60-80-201</b>	5



## 15 MM ENDO-ADAPTER

autoclavable

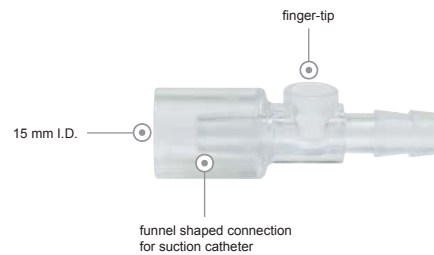


I.D. (mm)	Adapter Material: PSU	Adapter with wings Material: PSU	Adapter with Luer Lock sideport for pressure and gas measuring sterile, Material: PMP	Box
2.0	REF 44-2535-020	---	REF 44-3500-020-1	10
2.5	REF 44-2535-025	---	REF 44-3500-025-1	10
3.0	REF 44-2535-030	---	REF 44-3500-030-1	10
3.5	REF 44-2535-035	---	REF 44-3500-035-1	10
4.0	REF 44-2535-040	---	REF 44-3500-040-1	10
5.0	REF 44-2535-050	---	REF 44-3500-050-1	10
6.0	REF 44-2535-060	REF 44-2555-060	REF 44-3500-060-1	10
7.0	REF 44-2535-070	REF 44-2555-070	REF 44-3500-070-1	10
8.0	REF 44-2535-080	REF 44-2555-080	REF 44-3500-080-1	10
9.0	REF 44-2535-090	REF 44-2555-090	REF 44-3500-090-1	10
10.0	REF 44-2535-100	REF 44-2555-100	REF 44-3500-100-1	10

## MECONIUM ASPIRATOR

for single use, Material: PC

- 15 mm I.D. connection allows direct connection to the ET Tube for tracheal suctioning of aspirated meconium
- funnel shaped connection of a standard suction catheter for suctioning of meconium in mouth and pharynx
- fits for tubing 7-9 mm I.D.



REF 49-30-000 Box 10

## CONNECTORS, straight

autoclavable, Material: PSU



REF 60-30-002 Box 10



REF 60-30-003 Box 10



REF 60-30-005 Box 10



REF 60-30-006 Box 10



REF 60-40-002 Box 10



REF 60-40-003 Box 10



REF 60-40-005 Box 10



REF 60-40-006 Box 10

## CONNECTORS, straight

autoclavable, Material: PSU



REF 60-12-110 Box 10



REF 60-12-300 Box 10



REF 60-12-400 Box 10



REF 60-50-002 Box 10



REF 60-12-501 Box 10




REF 60-50-005 Box 10



REF 60-50-003 Box 10



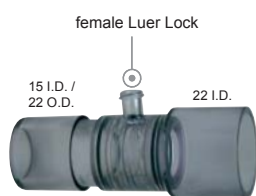
REF 60-12-601 Box 10



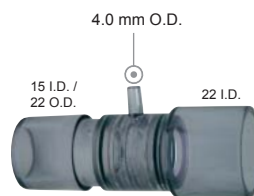
REF 60-12-602 Box 10




REF 60-12-200 Box 10



REF 60-12-201 Box 10



REF 60-12-202 Box 10



REF 60-12-203 Box 10

## CONNECTOR, straight

autoclavable, Material: Aluminium

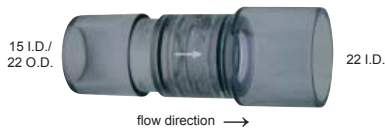


for O<sub>2</sub>-Tubing

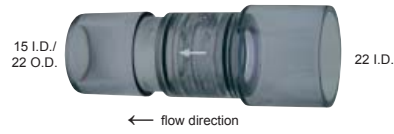
REF 60-71-002 Box 10

## CONNECTORS WITH ONE-WAY-VALVE, straight

autoclavable, Material: PSU



REF 60-12-277 Box 1



REF 60-12-278 Box 1

## SWIVEL CONNECTORS, straight

autoclavable, Material: PSU



REF 60-60-003 Box 10



REF 60-70-004 Box 10

## CONNECTORS, right angled

autoclavable, Material: PSU



REF 60-65-002 Box 10



REF 60-65-004 Box 10



REF 60-65-005 Box 10

## ELBOWS

autoclavable, Material: PSU



REF 60-12-000 Box 10



REF 60-12-001 Box 10



REF 60-12-002 Box 10

## SWIVEL CONNECTORS, right angled

autoclavable, Material: PSU



REF 60-60-002 Box 10



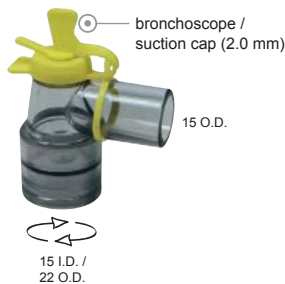
REF 60-60-004 Box 10



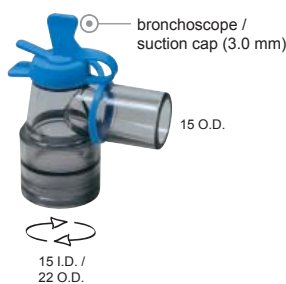
REF 60-60-010 Box 10



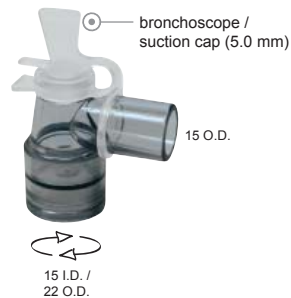
REF 60-60-006 Box 10



REF 60-60-305 Box 10



REF 60-60-205 Box 10



REF 60-60-005 Box 10

## BROSU

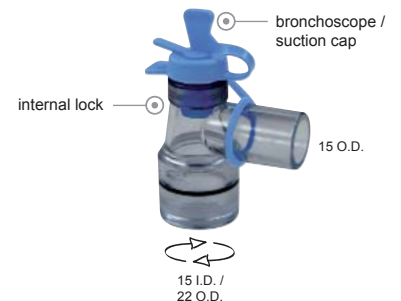
Connector with lock for safe bronchoscopy and suctioning without leaks

Once the cap is opened, the internal lock guarantees system tightness.

- anesthetic gases cannot escape
- no loss of pressure (PEEP)
- minimum risk of contamination during suctioning (alternative to sterile suction systems)
- ideal seal during and after bronchoscopy

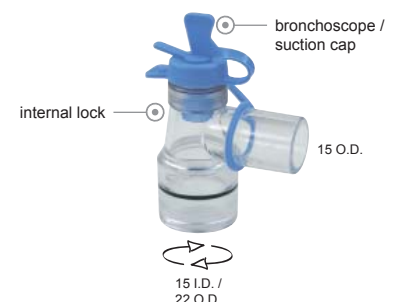
autoclavable, Material: PSU

Size (port)	Color code	fits for		REF	Box
		Suction Catheter	Bronchoscope		
2.0 mm	yellow	6 + 8 CH	≥ 2.0 mm O.D.	<b>60-60-370</b>	10
3.0 mm	blue	10, 12, 14, 16 CH	≥ 3.0 mm O.D.	<b>60-60-270</b>	10
5.0 mm	transparent	18 CH	≥ 5.0 mm O.D.	<b>60-60-070</b>	10



for single use, sterile, Material: PC

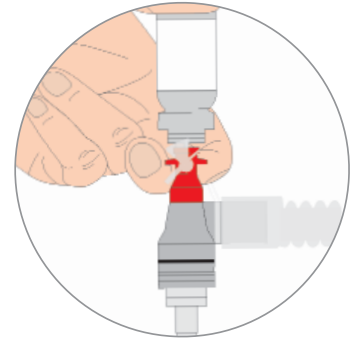
Size (port)	Color code	fits for		REF	Box
		Suction Catheter	Bronchoscope		
2.0 mm	yellow	6 + 8 CH	≥ 2.0 mm O.D.	<b>60-60-361-1</b>	10
3.0 mm	blue	10, 12, 14, 16 CH	≥ 3.0 mm O.D.	<b>60-60-261-1</b>	10
5.0 mm	transparent	18 CH	≥ 5.0 mm O.D.	<b>60-60-061-1</b>	10



## TUBE INHALER

for application of MDI canisters on intubated patients  
autoclavable, Material: PSU

- compatible with any MDI canister
- spray application during inspiration
- easy to use
- no interruption of ventilation
- suction port (max. 16 CH)



for MDI canisters with dose counter and standard MDI canisters

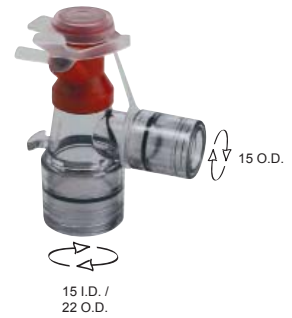
REF 60-67-009 Box 10



REF 60-65-009 Box 10



REF 60-60-009 Box 10




REF 60-60-209 Box 10

## TUBE INHALER-CONNECTING TUBE

autoclavable, Material: Silicone (Connecting Tubing), PSU (Connector)


Length: 13 cm

REF 65-10-009 Box 10



Length: 13 cm

REF 65-15-209 Box 10



# T-CONNECTORS

autoclavable, Material: PSU



# Y-CONNECTORS, straight

autoclavable, Material: PSU

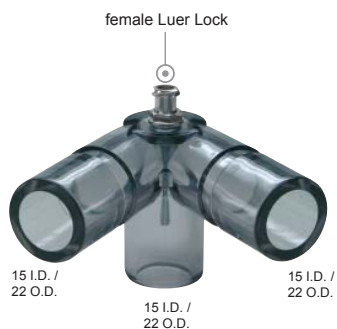


## Y-CONNECTORS, right angled

autoclavable, Material: PSU



REF 60-11-300    Box 10



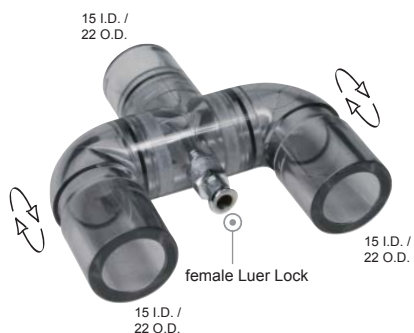
REF 60-11-302    Box 10

## Y-CONNECTORS with adjustable connections

autoclavable, Material: PSU



REF 60-11-400    Box 10



REF 60-11-420    Box 10

## CONNECTING TUBINGS, for CO<sub>2</sub> and pressure measuring

for single use

1.5 mm I.D. / 2.5 mm O.D.

Material: PVC / EVA / PE (3-layer technology)

Length	REF	Box
150 cm	61-99-150	10
200 cm	61-99-200	10
300 cm	61-99-300	10



1.5 mm I.D. / 3.0 mm O.D.

Material: PUR

Length	REF	Box
200 cm	61-95-200	10
300 cm	61-95-300	10



## ADAPTER-SET

autoclavable, Material: PSU

consisting of:

- 11 x Endo-Adapter (REF 44-2535-020 – 44-2535-100)
- 2 x Swivel Connector, right angled (REF 60-60-010, 60-65-004)
- 11 x Connector, straight (REF 60-30-002, 60-30-003, 60-30-005, 60-40-002, 60-40-003, 60-40-005, 60-50-002, 60-50-003, 60-50-005, 60-12-110, 60-12-200)
- Connector, right angled (REF 60-12-000)
- Uncoupling Wedge (REF 60-60-999)

**REF 60-91-001**



## CATHETER MOUNT TUBING

autoclavable, Material: Silicone (Connecting Tubing), PSU (Connector)

Length: 13 cm	Length: 20 cm	Box
<b>REF 65-00-130</b>	<b>REF 65-00-200</b>	10



Length: 16 cm	Length: 23 cm	Box
<b>REF 65-00-160</b>	<b>REF 64-00-230</b>	10



Length: 13 cm	Length: 20 cm	Box
<b>REF 65-50-130</b>	<b>REF 65-50-200</b>	10



Length: 13 cm	Length: 20 cm	Box
<b>REF 65-55-130</b>	<b>REF 65-55-200</b>	10




Length: 16 cm	Length: 23 cm	Box
<b>REF 65-55-160</b>	<b>REF 64-55-230</b>	10



Length: 13 cm	Length: 20 cm	Box
<b>REF 65-52-130</b>	<b>REF 65-52-200</b>	10



Length: 13 cm	Length: 20 cm	Box
<b>REF 65-57-130</b>	<b>REF 65-57-200</b>	10




Length: 16 cm	Length: 23 cm	Box
<b>REF 65-57-160</b>	<b>REF 64-57-230</b>	10




# CATHETER MOUNT TUBING

autoclavable, Material: Silicone (Connecting Tubing), PSU (Connector)

Length: 13 cm	Length: 20 cm	Box
<b>REF 65-60-130</b>	<b>REF 65-60-200</b>	10



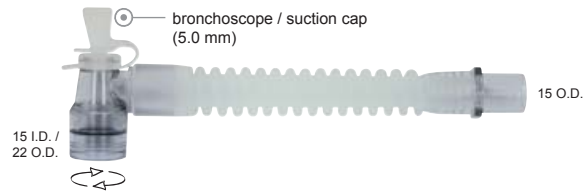
Length: 13 cm	Length: 20 cm	Box
<b>REF 65-80-130</b>	<b>REF 65-80-200</b>	10



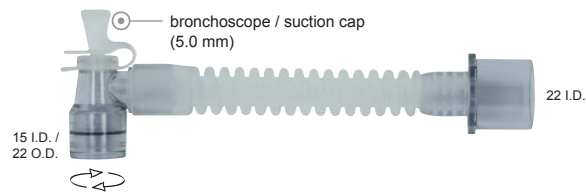
Length: 16 cm	Length: 23 cm	Box
<b>REF 65-80-160</b>	<b>REF 64-80-230</b>	10




Length: 13 cm	Length: 20 cm	Box
<b>REF 64-65-130</b>	<b>REF 64-65-200</b>	10



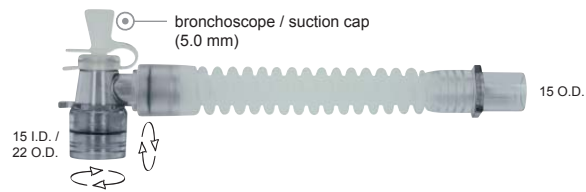
Length: 13 cm	Length: 20 cm	Box
<b>REF 65-85-130</b>	<b>REF 65-85-200</b>	10



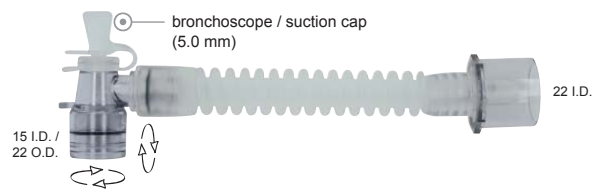
Length: 16 cm	Length: 23 cm	Box
<b>REF 65-85-160</b>	<b>REF 64-85-230</b>	10




Length: 13 cm	Length: 20 cm	Box
<b>REF 65-68-130</b>	<b>REF 65-68-200</b>	10



Length: 13 cm	Length: 20 cm	Box
<b>REF 65-88-130</b>	<b>REF 65-88-200</b>	10



Length: 16 cm	Length: 23 cm	Box
<b>REF 65-88-160</b>	<b>REF 64-88-230</b>	10



## CATHETER MOUNT TUBING

for single use, sterile (only in the length: 15 cm)  
 Material: PVC (Connecting Tube), PC (Connector)

Length: 15 cm	Box	Length: 30 cm	Length: 45 cm	Box
<b>REF 60-50-150-1</b>	25	<b>REF 60-50-300</b>	<b>REF 60-50-450</b>	10

Length: 15 cm	Box	Length: 30 cm	Length: 45 cm	Box
<b>REF 60-55-150-1</b>	25	<b>REF 60-55-300</b>	<b>REF 60-55-450</b>	10

Length: 15 cm	Box	Length: 30 cm	Length: 45 cm	Box
<b>REF 60-52-150-1</b>	25	<b>REF 60-52-300</b>	<b>REF 60-52-450</b>	10

Length: 15 cm	Box	Length: 30 cm	Length: 45 cm	Box
<b>REF 60-57-150-1</b>	25	<b>REF 60-57-300</b>	<b>REF 60-57-450</b>	10

Length: 15 cm	Box	Length: 30 cm	Length: 45 cm	Box
<b>REF 60-60-150-1</b>	25	<b>REF 60-60-300</b>	<b>REF 60-60-450</b>	10

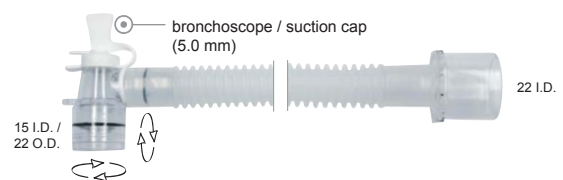
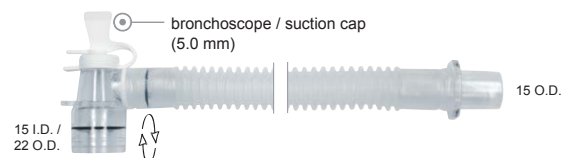

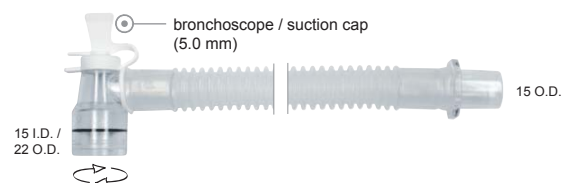




Length: 15 cm	Box	Length: 30 cm	Length: 45 cm	Box
<b>REF 60-80-150-1</b>	25	<b>REF 60-80-300</b>	<b>REF 60-80-450</b>	10

Length: 15 cm	Box	Length: 30 cm	Length: 45 cm	Box
<b>REF 60-65-150-1</b>	25	<b>REF 60-65-300</b>	<b>REF 60-65-450</b>	10

Length: 15 cm	Box	Length: 30 cm	Length: 45 cm	Box
<b>REF 60-85-150-1</b>	25	<b>REF 60-85-300</b>	<b>REF 60-85-450</b>	10

Length: 15 cm	Box	Length: 30 cm	Length: 45 cm	Box
<b>REF 60-68-150-1</b>	25	<b>REF 60-68-300</b>	<b>REF 60-68-450</b>	10

Length: 15 cm	Box	Length: 30 cm	Length: 45 cm	Box
<b>REF 60-88-150-1</b>	25	<b>REF 60-88-300</b>	<b>REF 60-88-450</b>	10



CONNECTING TUBING, for single use

## CONNECTORS, straight

for single use, Material: PC



REF 60-50-222 Box 10



REF 60-50-333 Box 10



REF 60-50-555 Box 10



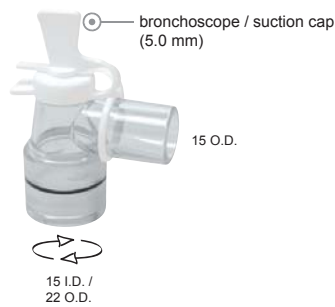
REF 60-60-333-1 Box 10

## SWIVEL CONNECTORS, right angled

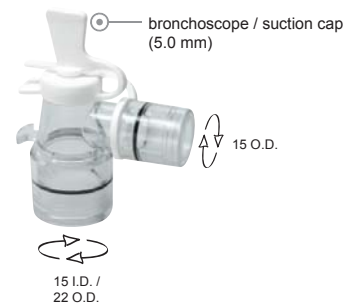
for single use, sterile  
Material: PC



REF 60-60-222-1 Box 10



REF 60-60-555-1 Box 10



REF 60-60-111-1 Box 10

## ELBOWS

for single use, Material: PC



REF 60-13-000 Box 10



REF 60-13-001 Box 10

## UNCOUPLING WEDGE


autoclavable, Material: PA

REF 60-60-999 Box 10

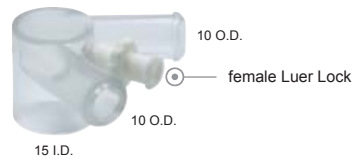


## PEDIATRIC Y-CONNECTORS, right angled (ultra light version)

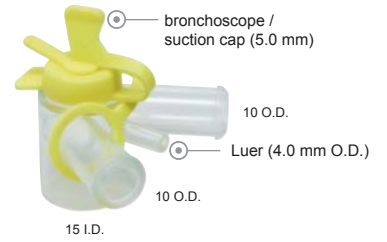
autoclavable, Material: PMP



REF 60-20-300 Box 10




REF 60-20-301 Box 10



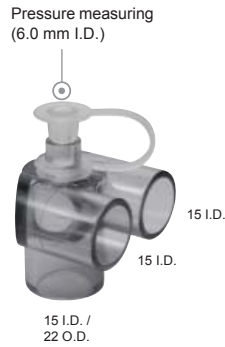
REF 60-20-400 Box 10

## PEDIATRIC Y-CONNECTORS, right angled


autoclavable, Material: PSU



REF 60-20-600 Box 10



REF 60-20-602 Box 10



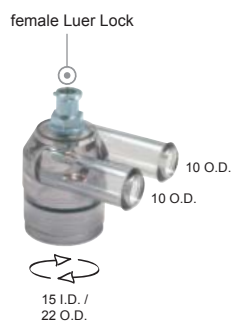
REF 60-20-603 Box 10

## PEDIATRIC Y-CONNECTORS, right angled

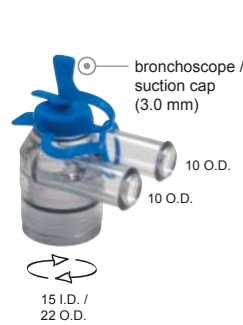
autoclavable, Material: PSU



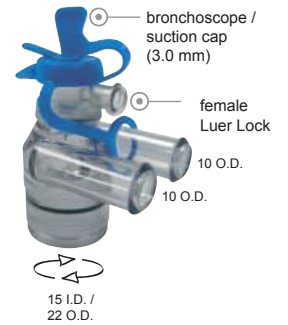
REF 60-20-100 Box 10



REF 60-20-101 Box 10



REF 60-20-200 Box 10




REF 60-20-201 Box 10

## PEDIATRIC Y-CONNECTORS, straight

autoclavable, Material: PSU



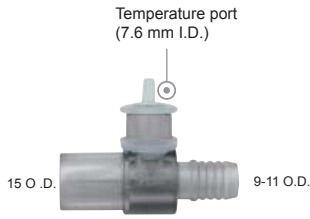
REF 60-20-500 Box 10



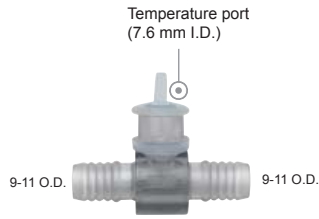
REF 60-20-501 Box 10

## PEDIATRIC CONNECTORS, straight

autoclavable, Material: PSU



REF 60-20-703 Box 10



REF 60-20-713 Box 10

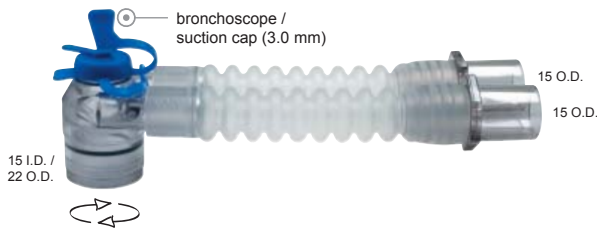
## Y-CONNECTING PIECES FOR PEDIATRIC

autoclavable, Material: Silicone (Connecting Piece), PSU (Connector)

REF 65-20-100 Box 10



REF 65-20-200 Box 10



## CATHETER MOUNT TUBING FOR PEDIATRIC

autoclavable, Material: Silicone



Length: 9.0 cm

REF 65-00-090 Box 10



Length: 10.5 cm

REF 65-00-105 Box 10

## ANESTHETIC SYSTEM FOR PEDIATRIC

autoclavable

consisting of:

- 2 x 9.0 mm Silicone Respiration Tubing REF 66-11-110
- 9.0 mm Silicone Respiration Tubing REF 66-12-110
- Y-Connector, right angled REF 60-20-100
- Silicone Rebreathing Bag 500 ml REF 66-00-011
- Connector, straight REF 60-12-110

REF 62-11-200 Box 1

